

ContiNavigator

New all-year scooter tyre with M+S marking.

- Adapted compound technology makes the Navigator suitable for all-year-round use, especially for wet and cold autumn and winter riding
- New tread pattern for maximum water transfer and good grip on all kinds of surfaces
- Very good handling qualities thanks to its profile
- High degrees of comfort and straight line stability

Dimensions

3.50 - 10 M/C 59 J TL M+S ContiNavigator
100/80 - 10 M/C 58 M TL M+S ContiNavigator
100/90 - 10 M/C 56 J TL M+S ContiNavigator
120/70 - 10 M/C 54 P TL M+S ContiNavigator
120/90 - 10 M/C 57 L TL M+S ContiNavigator
130/90 - 10 M/C 61 L TL M+S ContiNavigator
110/90 - 12 M/C 64 P TL M+S ContiNavigator
120/70 - 12 M/C 58 P TL M+S ContiNavigator
130/70 - 12 M/C 62 P TL M+S ContiNavigator
130/60 - 13 M/C 53 P TL M+S ContiNavigator
140/60 - 13 M/C 57 P TL M+S ContiNavigator

ContiTwist Sport

The scooter tyre with sporting performance for everyday use.

- High-grip sports compound, with even greater feedback
- Quick warm-up phase and maximum grip in the wet
- Optimised carcass construction for precise handling even in the breakaway phase
- Excellent stability whether riding upright or fully leaned over
- Dynamic sporty appearance

Dimensions

3.50 - 10 M/C 59 J TL ContiTwist Sport
100/80 - 10 M/C 58 M TL ContiTwist Sport
120/90 - 10 M/C 57 J TL ContiTwist Sport
130/90 - 10 M/C 61 J TL ContiTwist Sport
110/90 - 12 M/C 64 P TL ContiTwist Sport
120/70 - 12 M/C 58 P TL ContiTwist Sport
130/70 - 12 M/C 62 P TL ContiTwist Sport
140/70 - 12 M/C 65 P TL ContiTwist Sport
130/60 - 13 M/C 53 P TL ContiTwist Sport
140/60 - 13 M/C 57 P TL ContiTwist Sport
120/70 - 14 M/C 55 S TL ContiTwist Sport
140/60 - 14 M/C 64 S TL ContiTwist Sport

Zippy

Zippy 1: The proven scooter tyre for hard everyday use.

- Sportingly dynamic tread with directionally oriented pattern, combined with a modern compound gives high grip in all riding situations
- Superb handling and excellent stability at top speeds and when riding with a full load
- Precise cornering qualities when leaning over thanks to modern contact patch design
- Deep tread depth guarantees high mileage
- Proven in use with high-performance manual or automatic scooters



Zippy 1

Zippy 2

Zippy 3

Dimensions

3.00 - 10 M/C 50 J TL Zippy 1
3.50 - 10 M/C 59 J TL Zippy 1
90/90 - 10 M/C 50 J TL Zippy 1
100/80 - 10 M/C 53 J TL Zippy 1
100/90 - 10 M/C 56 J TL Zippy 1
110/80 - 10 M/C 63 J TL Zippy 1
120/70 - 10 M/C 54 L TL Zippy 1
130/70 - 10 M/C 62 J TL Zippy 1
110/70 - 12 M/C 47 L TL Zippy 1
120/70 - 12 M/C 51 L TL Zippy 1
120/70 - 12 M/C 58 L TL Zippy 1

Dimensions

130/70 - 12 M/C 56 L TL Zippy 1
130/70 - 12 M/C 62 L TL Zippy 1
140/70 - 12 M/C 65 P TL Zippy 1
120/70 - 13 M/C 53 L TL Zippy 1
130/60 - 13 M/C 53 J TL Zippy 1
120/90 - 10 M/C 56 J TL Zippy 2
130/90 - 10 M/C 61 J TL Zippy 2
3.00 - 10 M/C 50 J TT Zippy 3
3.50 - 10 M/C 59 J TL Zippy 3
4.00 - 10 M/C C69 J TT Zippy 3

Zippy 2: Street tyre for all-round scooters that can also be used in the dirt.

- Attractive tread design, based on the ContiEscape on and offroad motorcycle tyre
- Fun on and off the road thanks to safe grip tread design with good self-cleaning qualities
- High levels of stability and light handling
- Wear-resistant tread compound and deep tread guarantee high mileage

Zippy 3: A classic for the old school.

- Open block pattern with multiple-segment technology ensures good handling even in bad weather conditions
- High mileage thanks to modern tread compound and deep tread
- Reinforced construction for extra loads

KKS 10

Renowned moped tyre with excellent allround-performance.

- Excellent riding qualities on dry and wet roads and suitable also for winter use
- High mileage
- Robust designed tread pattern

Dimensions

Up to 50 kph
2 - 16 M/C 20 B TT (20 x 2,0) KKS 10
2 1/4 - 16 M/C 38 B TT (20 x 2,25) KKS 10
2 1/2 - 16 M/C 42 B TT (20 x 2,5) KKS 10
2 - 17 M/C 22 B TT (21 x 2,0) KKS 10
2 1/4 - 17 M/C 39 B TT (21 x 2,25) KKS 10
2 1/2 - 17 M/C 43 B TT (21 x 2,50) KKS 10
2 - 19 M/C 24 B TT (23 x 2,0) KKS 10
2 1/4 - 19 M/C 41 B TT (23 x 2,25) KKS 10
2 - 22 M/C 26 B TT (26 x 2,0) KKS 10

Up to 100 kph

2 3/4 - 16 M/C 46 J TT (20 x 2,75) KKS 10
2 3/4 - 17 M/C 47 J TT (21 x 2,75) KKS 10
2 1/2 - 19 M/C 45 J TT (23 x 2,50) KKS 10

Inner Tubes

- Natural rubber construction gives improved resistance to cuts and tears, when compared to traditional butyl inner tubes
- The elasticity of natural rubber allows each inner tube to fit a wider range of sizes

Designation	Assignment*	Valve
Scooter tyre tubes		
D 8	3.50 - \ 4.00 - 8	41,5G 70
D 10	3.00 - \ 3.50 - \ 4.00 - \ 4.10 - \ 90/90 - \ 100/90 - \ 120/90 - \ 130/90 - \ 100/80 - \ 110/80 - 10	33G 90
D 12	3.00 - \ 3.25 - \ 3.50 - \ 80/100 - 12	34G
E 12/13 NEW	120/70 - \ 130/70 - \ 140/70 - 12 130/60 - \ 140/60 - 13	34G

* technical changes without advance information



www.conti-moto.com

Copyright © 2006 Continental AG. All rights reserved.

Delivery Range Scooter Tyres

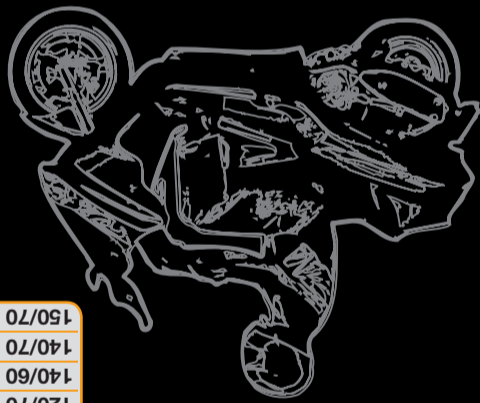


Continental

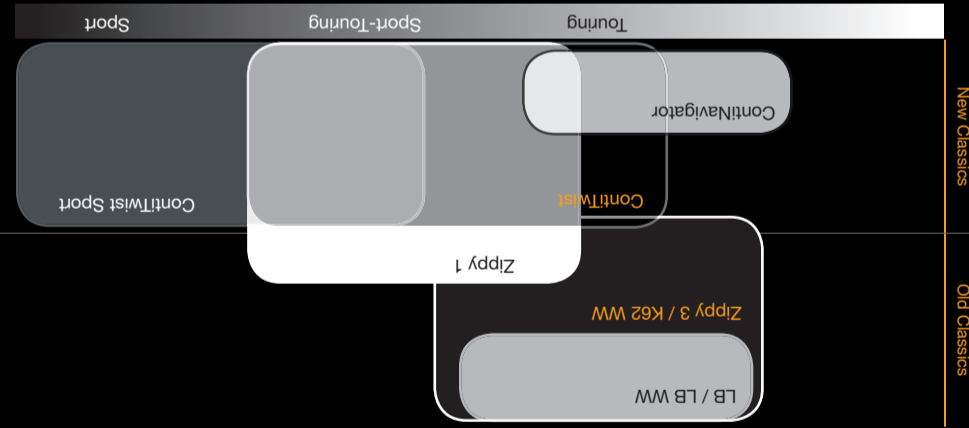
get the **GRIP**

Continental

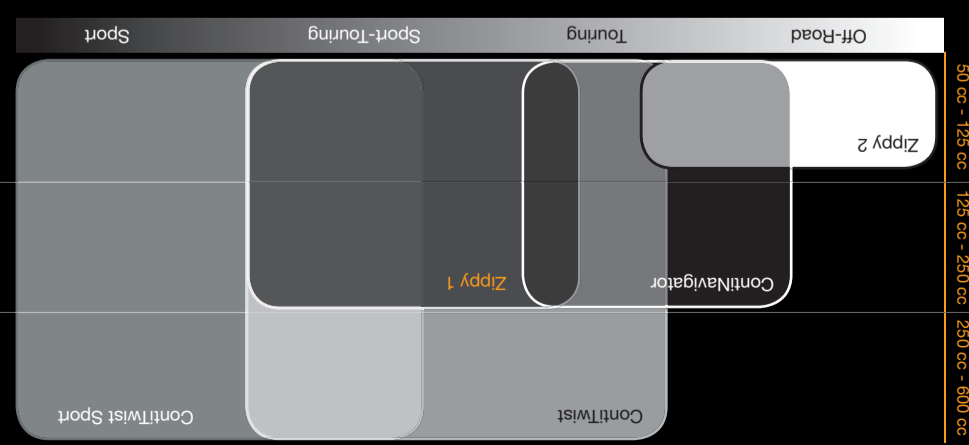
Continental



Continental



Classic scooter with manual shift



Automatic scooters

Dimensions	ContiTivist
3.50 - 10 M/C	59 J TL
90/100 - 10 M/C	53 J TL
100/80 - 10 M/C	58 M TL
100/90 - 10 M/C	56 M TL
110/80 - 10 M/C	63 L TL
120/70 - 10 M/C	54 L TL
120/90 - 10 M/C	57 J TL
130/90 - 10 M/C	61 J TL
110/90 - 12 M/C	64 P TL
120/70 - 12 M/C	58 P TL
130/70 - 12 M/C	62 P TL
140/70 - 12 M/C	65 P TL
110/90 - 13 M/C	56 Q TL
130/70 - 13 M/C	63 Q TL
130/60 - 13 M/C	53 P TL
140/60 - 13 M/C	57 P TL
120/70 - 14 M/C	55 S TL
140/60 - 14 M/C	64 S TL
140/70 - 14 M/C	68 S TL
150/70 - 14 M/C	66 S TL



The modern all-round tyre for city streets and country roads.

- Innovative compound technology for high mileage, combined with excellent grip on wet and dry roads
- Excellent, very precise handling
- Newly developed carcass, developed to handle even large-capacity scooters
- New-edge tread pattern that will look good even on show scooters
- Large selection of sizes: from 50cc scooters to 500cc touring scooters

ContiTivist

New Classics Old Classics

50 cc - 125 cc 125 cc - 250 cc 250 cc - 600 cc